

H.E.A.R.T.
Help Enable Alcoholics/Addicts Receive Treatment
2007 GRANT / LOAN DISBURSEMENTS

Treatment Costs

Number of males assisted 77
 Number of females assisted 53
 Cash dollars spent \$ 79,819

Transportation Costs

Number of males assisted 58
 Number of females assisted 81
 Cash dollars spent \$ 5,419

House Payment/Rent/Utilities

Number of males assisted 19
 Number of females assisted 14
 Cash dollars spent \$ 12,283

Miscellaneous, Clothing & Storage

Number of males assisted 66
 Number of females assisted 55
 Cash dollars spent \$ 6,714

Medical/Dental Costs

Number of males assisted 198
 Number of females assisted 221
 Cash dollars spent \$ 12,823

Basic Needs Assistance

Number of males assisted 81
 Number of females assisted 106
 Cash dollars spent \$ 2,745

Transitional Housing

Number of males assisted 85
 Number of females assisted 74
 Cash dollars spent \$ 92,351

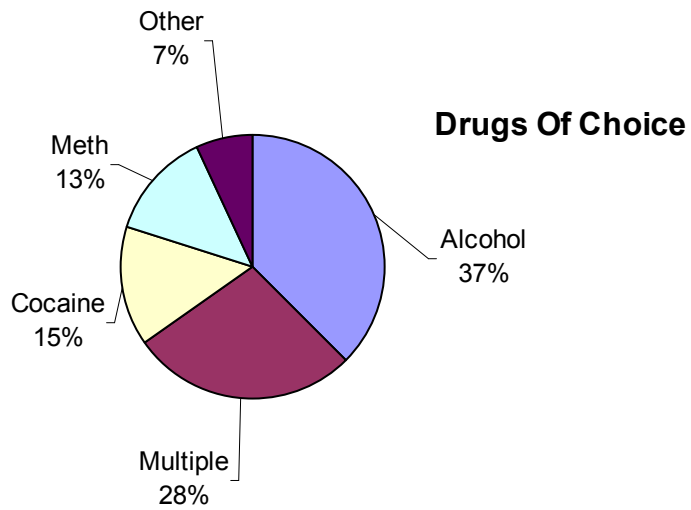
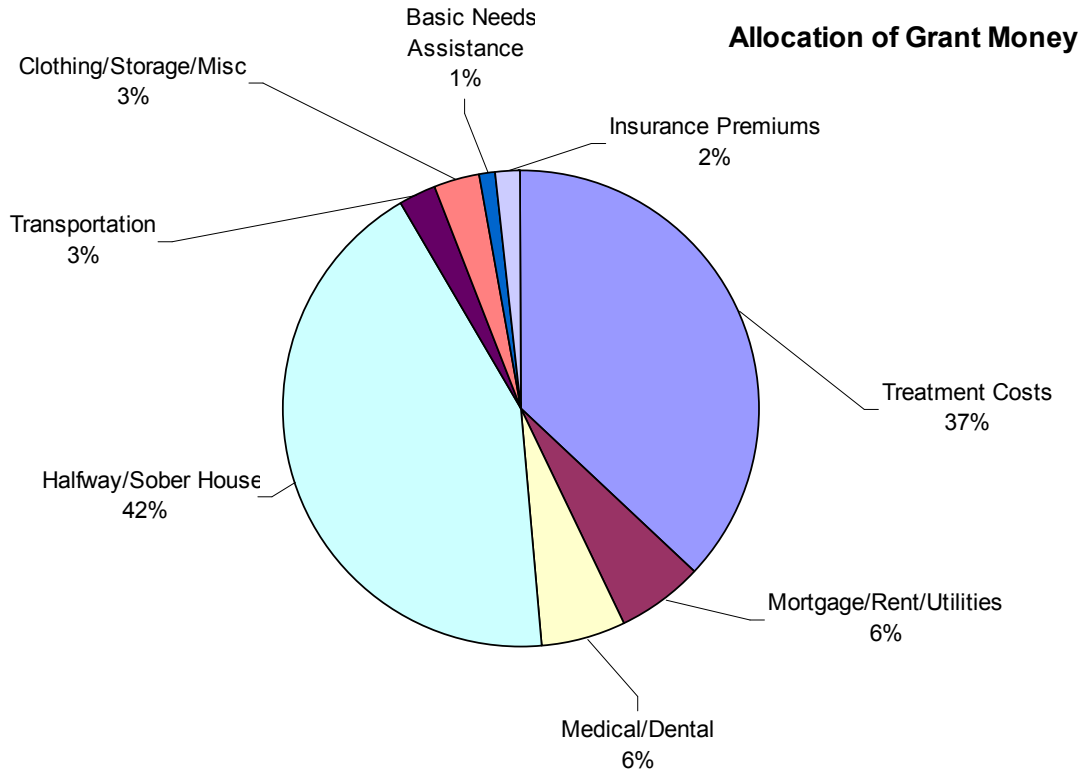
Insurance Premiums

Number of males assisted 13
 Number of females assisted 5
 Cash dollars spent \$ 3,583

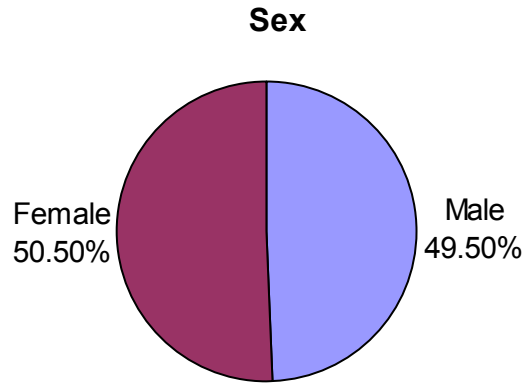
Assisted Males	597	Donated Free Care*	\$105,892
Assisted Females	609	Dollars granted for services	\$215,737
Total Referrals	1,400	Total Program Dollars	\$321,629
Total Assisted	2,606		

**Donated Free Care:* When applying for treatment cost aid and halfway house assistance, the affiliate must make a monetary free care donation of an equal or higher dollar amount than the amount approved by H.E.A.R.T. In most cases, these individuals would not have access to treatment without the leveraging of these dollars.

H.E.A.R.T.
Help Enable Alcoholics/Addicts Receive Treatment
2007 GRANT / LOAN DISBURSEMENTS

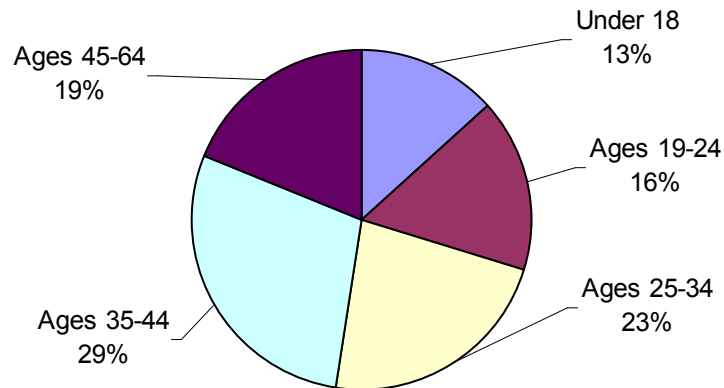


H.E.A.R.T.
Help Enable Alcoholics/Addicts Receive Treatment
2007 GRANT / LOAN DISBURSEMENTS



In 2006, the ratio of female to male assisted was 49% males and 51% females.

Applicant Age Ranges

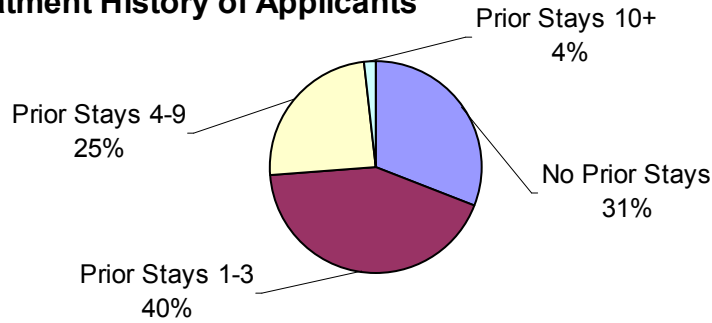


Addiction affects all ages.

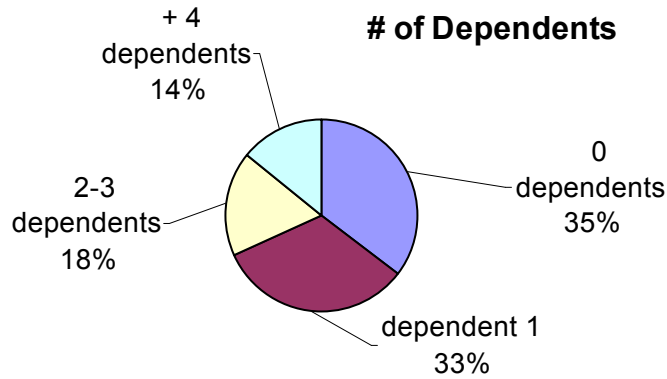
The previous year, in 2006, 39% of those who received assistance were in the 25-34 age range, 27% ages 35-44, 19% ages 19-24, 14% ages 45-64 and 1% age 18 or younger.

H.E.A.R.T.
Help Enable Alcoholics/Addicts Receive Treatment
2007 GRANT / LOAN DISBURSEMENTS

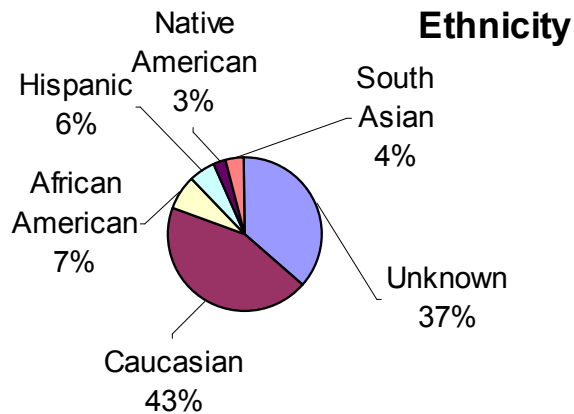
Treatment History of Applicants



Relapse can be part of the treatment process.
 In 2006, 69% of those who received assistance had been in treatment at least once before.



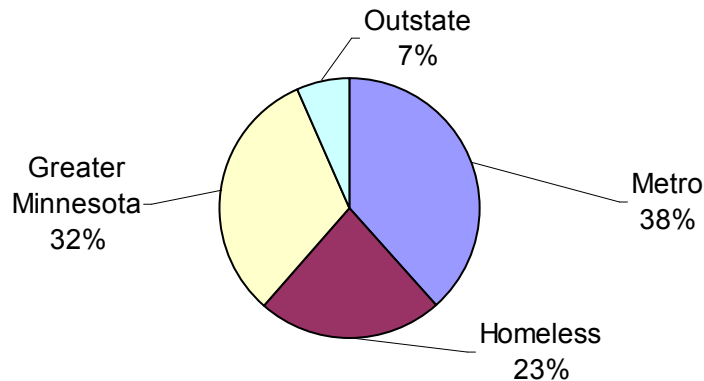
Addiction affects the entire family and may be hereditary.
 No price can be put on a lost childhood when one of more parents are chemically dependent.
65% of those who received assistance had at least one dependent.



Beginning in 2007, we started asking our grant recipients for their ethnicity.
 This question is optional and not required to consider the application complete.

H.E.A.R.T.
Help Enable Alcoholics/Addicts Receive Treatment
2007 GRANT / LOAN DISBURSEMENTS

People & Locations Served



In 2005, 8% of our applicants indicated they were homeless prior to entering treatment. That number has more than quadrupled since.

People in the following communities applied for or received financial assistance:

Minnesota:

Afton, Aitkin, Albert Lea, Alexandria, Anoka, Askov, Atwater, Austin, Baxter, Bemidji, Big Lake, Blaine, Bloomington, Braham, Brainerd, Brooklyn Center, Buffalo, Burnsville, Caledonia, Cambridge, Cannon Falls, Carlton, Carver, Cass Lake, Champlin, Chanhassen, Chaska, Chisago City, Circle Pines, Clarrisa, Cloquet, Columbia Heights, Coon Rapids, Cottage Grove, Crosby, Crystal, Cushing, Dassell, Deer River, Duluth, Eagan, Eden Prairie, Edina, Elk River, Emily, Evansville, Eveleth, Eyota, Faribault, Farmington, Federal Dam, Fergus Falls, Fort Ripley, Fulda, Garrison, Gaylord, Ghent, Glencoe, Glenville, Grand Portage, Grandy, Hastings, Hazel Run, Hibbing, Hinckley, Hopkins, Hutchinson, International Falls, Ironton, Isanti, Isle, Ivanhoe, Kenyon, Lake Benton, Lake City, Lakeville, LeSeur, Lindstrom, Little Falls, Long Prairie, Luverne, Madelia, Madison Lake, Mahnommen, Mankato, Maple Grove, Maplewood, Marshall, Mayer, McGregor, Mendota Heights, Minneapolis, Minnesota City, Minnetonka, Montevideo, Monticello, Mora, Moundsview, Nett Lake, New Hope, New London, New Ulm, Newport, North Branch, Northfield, Oakdale, Olivia, Olmsted, Onamia, Otsego, Owatonna, Pemberton, Pequot Lakes, Pillager, Pipestone, Plymouth, Ponemah, Ponsford, Preston, Princeton, Prior Lake, Ramsey, Red Lake, Red Wing, Redby, Redwood Falls, Richfield, Robbinsdale, Rochester, Rockville, Rush City, Sacred Heart, St. Anthony, St. Cloud, St. Francis, St. James, St. Louis Park, St. Paul, St. Stephen, Sauk Rapids, Sleepy Eye, Stacy, Staples, Stillwater, Two Harbors, Vadnais Heights, Virginia, Wadena, Walker, Waseca, Waverly, Wayzata, Wells, Welsh, West St. Paul, White Bear Lake, Willmar, Wilton, Winona, Windom, Woodbury, Worthington, Wyoming, Zimmerman, Zumbrota

Outstate:

Birmingham, Mount Olive, AL; Fort Collins, CO; Clive, Hull, LeMars, Sibley, Waterloo, IA; Barrington, Evanston, Palos Park, IL; Ketchum, ID; Franklin, IN; Independence, KS; Lafayette, Lake Charles, LA; Marquette, MI; Dazey, Fargo, Grand Forks, ND; Cincinnati, Westerville, OH; Churchville, PA; Hollywood, SC; Chester, Mitchell, SD; Fort Worth, Livingston, TX; Wenatchee, WA; Holton, Menomonie, Prairie Farms, Somerset, WI; Sheridan, WY;

International:

Thunder Bay, Canada